

A product of **ROOTS**

# HOSPITAL SERIES

Your partner in health & wellness.



REST • RECHARGE • RESTORE

**syona**  
design meets comfort

# HOSPITAL SERIES

Syona Hospital range of seating solutions are designed specifically for hospitals, clinics, and healthcare institutions with individual attention to purpose of use, both department wise and utility/function wise.

With a wide range of choice, easy installation, and space saving options, we have everything that you need for a pleasing, durable, and comfortable outcome. Our chairs are ergonomically designed to provide maximum comfort and support. We use premium materials and advanced manufacturing processes to ensure that our products last for years. Right from the patients' waiting area, doctors' chambers, cafeteria, staff/nurses' station, lobby area, and labs, we have designed our products keeping comfort, durability, and sustainability. Our products have received great reviews across leading hospitals in the country, and have gained popularity within a short time frame with positive reviews.

# VISITOR SERIES

Hospital visits are made more pleasant with our range of comfortable seating solutions which are designed keeping patients' need in mind. Waiting for your turn at the hospital doesn't have to be spent on cold and hard chairs. Our chairs are made from high quality durable materials that are easy to clean and maintain, making it the perfect choice.

Our products are easy to install and store as they are stackable.



## VENUS PRIDE


Perforations that are strategically placed to facilitate improved ventilation.

Product	Venus Pride
L x B x H (mm)	596 X 554 X 826
Weight (kg)	4.7
Seat Height (mm)	450

Seat and Back Rest Color



Frame Color



**7 YEARS**  
WARRANTY



## VENUS PRIME


Designed to minimize back strains by supporting the natural curvature of the spine.

Product	Venus Prime
L x B x H (mm)	596 x 612 x 825
Weight (kg)	4.7
Seat Height (mm)	450

Seat and Back Rest Color



Frame Color



**7 YEARS**  
WARRANTY

# DOCTOR SERIES

Dedicated professionals need a dedicated and well- designed seating solution. To make those long consultation hours easier, we have designed our chair with value-added features such as easy recline/height functions/adjustable headrest etc. (for Alpha and Pulse) according to individual preferences and body type. Ergonomic and breathable fabric with durability and ease of maintenance offer you the best choice for your line of work.



## MERCURY PULSE

Luxury that is affordable through a fabric seating with Polyurethane Armrest and a Simple Tilt Mechanism. The ergonomic design enables comfortable seating for long hours.

Product	Mercury Pulse
L x B x H (mm)	640 X 595 X 1170 - 1260
Weight (kg)	13.04
Seat Height (mm)	420 - 510

Seat and Back Rest Color



**2YEARS**  
WARRANTY

Frame Color 



## NEPTUNE SPARK CT

Simple, yet elegant. Built with comfort and functionality in mind.

Product	Neptune Spark CT
L x B x H (mm)	625 X 612 X 938
Weight (kg)	12
Seat Height (mm)	465

Seat and Back Rest Color



**2YEARS**  
WARRANTY

Frame Color 

## DUOREST ALPHA

The back rest offers adjustment options enabling the user to maintain a healthy posture in all positions.

Product	Duorest Alpha
L x B x H (mm)	615 x 646 x 1096 – 1202
Weight (kg)	16
Seat Height (mm)	432 – 538

Seat and Back Rest Color



**2YEARS**  
WARRANTY

Frame Color 



Based on the “Dynamic Sitting theory”, DUOREST’s two separate backrests reduce the pressure that spreads on the waist, by offering uniform support to the entire spine and muscles of back.

Ultra-comfortable Features:

- Head rest
- Back support
- Adjustable seat depth and height which is especially beneficial for users above average height



# STAFF SERIES

For professionals who are always on the move with short breaks, we have a range of comfortable seating solutions that offer good ergonomics and durability with a range of pleasant colors that blend with the interiors to make the workplace more pleasing and productive.



## MARS OPTIMA

Comfortable seating ensured by a moulded foam covered with fabric, best suited for office atmosphere.

Product	Mars Optima
L x B x H (mm)	545 X 635 X 880 - 998
Weight (kg)	10.01
Seat Height (mm)	455 - 578

Seat and Back Rest Color



**2 YEARS**  
WARRANTY

Frame Color 



## VENUS WT

Choose from a great color palette with naturally contoured seat and back rest for supreme comfort!

Product	Venus WT
L x B x H (mm)	610 X 612 X 830 - 940
Weight (kg)	13.01
Seat Height (mm)	440 - 550

Seat and Back Rest Color



Frame Color 

**7 YEARS**  
WARRANTY

# BEAM SERIES

Durable and comfortable, easy-to-maintain seats that offer absolute relaxation while your patients await their turn. Value-added features include moulded seats, contoured backrests, curved armrests.



## VENUS GANG CHAIR

Chairs that offer durability and comfort, specially designed to provide relaxation during long waiting hours.

Product	Venus Gang Chair
Weight (kg)	30
Variants	2, 3, 4 & 5 seater available with & without Sidetable

Seat and Back Rest Color

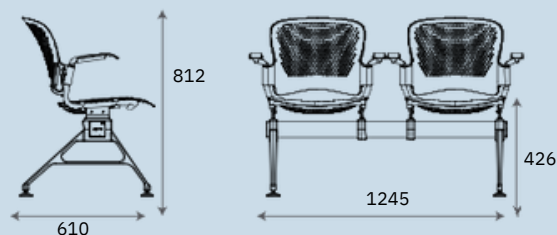


Frame Color

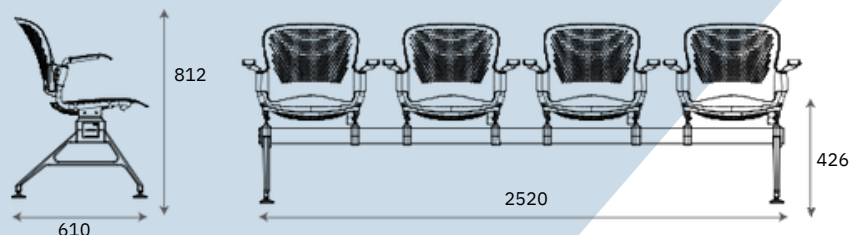


**7 YEARS**  
WARRANTY

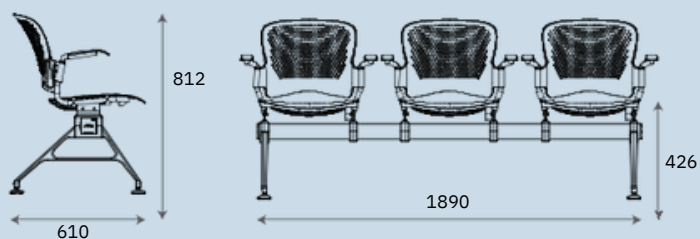
**VENUS GANG CHAIR 2 SEATER - ( L / W / H : 1245 / 610 / 812 )**



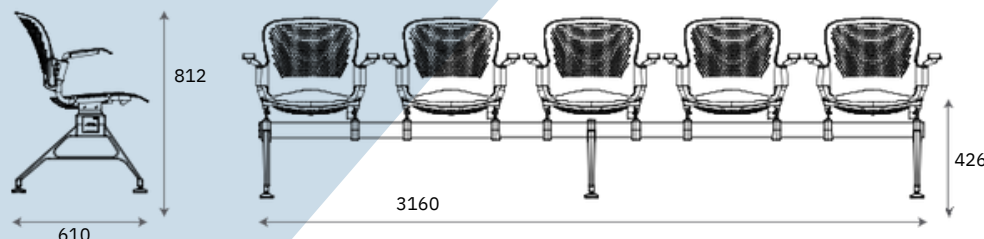
**VENUS GANG CHAIR 4 SEATER WITH HANDLE - ( L / W / H : 2520 / 610 / 812 )**



**VENUS GANG CHAIR 3 SEATER WITH HANDLE - ( L / W / H : 1890 / 610 / 812 )**



**VENUS GANG CHAIR 5 SEATER WITH HANDLE - ( L / W / H : 3160 / 610 / 812 )**



Note : Gang chair models are also available with End-To-End Handle option.

\* All the measurements are in 'mm'

# JUPITER AWE

Versatile and comfortable for use in all settings, waiting area, lounge, Designed to last long yet slender and robust.



Product	Jupiter AWE
Weight (kg)	53
Variants	2, 3, 4 & 5 seater available with & without Sidetable

Seat and Back Rest Color

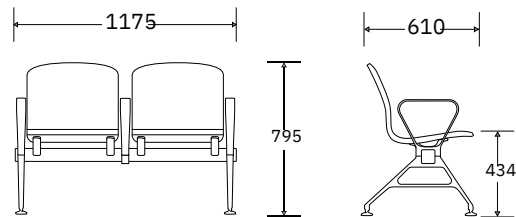


Frame Color

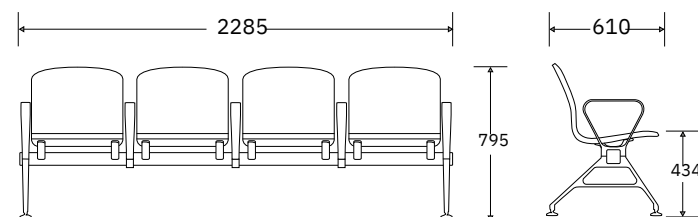


**4 YEARS**  
WARRANTY

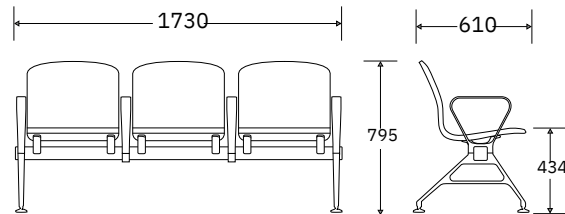
**JUPITER AWE 2 SEATER - ( L / W / H : 1175 / 610 / 795 )**



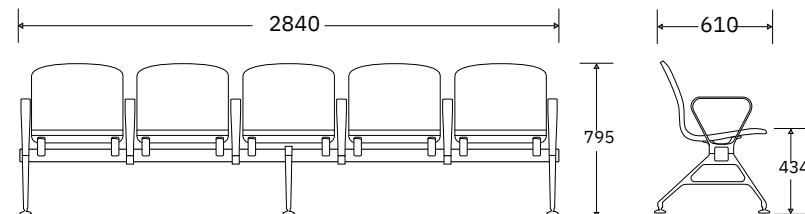
**JUPITER AWE 4 SEATER - ( L / W / H : 1730 / 610 / 795 )**



**JUPITER AWE 3 SEATER - ( L / W / H : 1730 / 610 / 795 )**



**JUPITER AWE 5 SEATER - ( L / W / H : 2840 / 610 / 795 )**



Note : Jupiter chair models are also available with End-To-End Handle option.

\* All the measurements are in 'mm'



# JUPITER ACE

The 'ACE' chair showcases a unique blend of materials, adding visual interest and a touch of sophistication to waiting spaces.

Product	Jupiter ACE
Weight (kg)	66.5
Variants	2, 3, 4 & 5 seater available with & without Sidetable

Seat and Back Rest Color

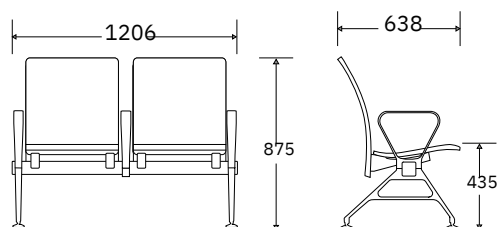


Frame Color

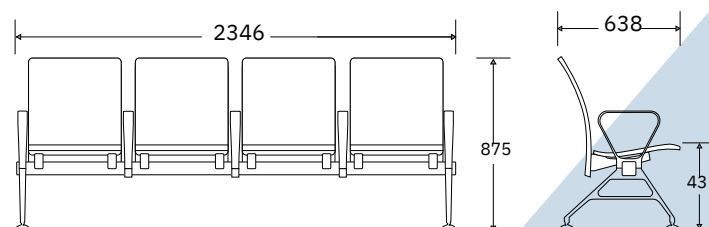


**4 YEARS**  
WARRANTY

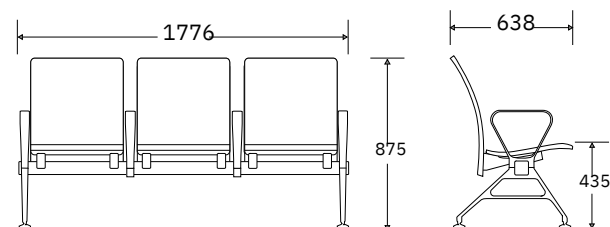
**JUPITER ACE 2 SEATER - ( L / W / H : 1206 / 638 / 875 )**



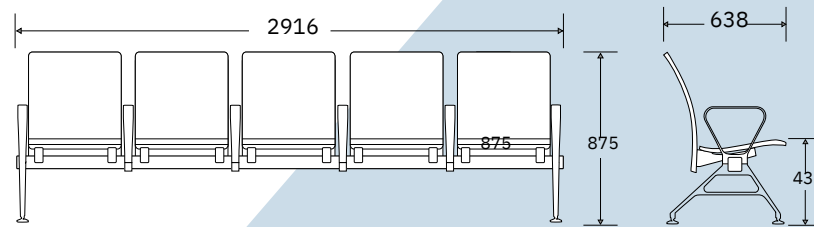
**JUPITER ACE 4 SEATER - ( L / W / H : 2346 / 638 / 875 )**



**JUPITER ACE 3 SEATER - ( L / W / H : 1776 / 638 / 875 )**



**JUPITER ACE 5 SEATER - ( L / W / H : 2916 / 638 / 875 )**



Note : Jupiter chair models are also available with End-To-End Handle option.

\* All the measurements are in 'mm'

# CAFETERIA SERIES

Bright colors to add cheer to your coffee breaks and offer a relaxing time. Made of durable material, this range of tables and chairs is a definite pleaser.



## ERIS

Compact, comfortable and light, it adds liveliness and relaxation for those breaks in between hectic work schedules.

Product	Eris
L x B x H (mm)	519 X 543.5 X 780.5
Weight (kg)	4.1
Seat Height (mm)	460

Seat and Back Rest Color



**2 YEARS**  
WARRANTY

Frame Color 



## PLUTO

A simple design that offers sophistication, comfort and vivid colour to the ambience.

Product	Pluto Chair
L x B x H (mm)	540 X 497 X 805
Weight (kg)	4.1
Seat Height (mm)	450

Seat and Back Rest Color



**2 YEARS**  
WARRANTY

Frame Color 





## CAFETERIA ROUND TABLE


Durability and Stability are key features of this Table. Designed with a Pre-laminated particle board & stain - resistant material.

Product	Table - Round
L x B x H (mm)	900 ( Dia. ) X 725
Weight (kg)	20.4

Table Top Color



**2 YEARS**  
WARRANTY

Frame Color 



## CAFETERIA SQUARE TABLE

We provide a variety of finishes and color options to suit your specific requirements and create a contemporary aesthetic that complements any dining area.

Product	Table - Square
L x B x H (mm)	900 X 900 X 725
Weight (kg)	24.2

Table Top Color



**2 YEARS**  
WARRANTY

Frame Color 

# LAB SERIES

Resistant to spills and wear and tear, the lab series offers easy to use stools designed at the perfect height with added bars for foot support. Choose from vivid colors to break the monotony of grey and black.



## VENUS WT RISE

A height adjustable work chair designed for comfort during extended seating hours. Best suited for labs and high tables.

Product	VENUS WT RISE
L x B x H (mm)	610 x 612 x 1020 - 1210
Weight (kg)	14.5
Seat Height (mm)	650 - 830

Seat and Back Rest Color



Frame Color 

**7 YEARS**  
WARRANTY



## VENUS RISE

High chairs with perforated seat, backrest and supportive armrests, come in a range of pleasing colors.

Product	VENUS RISE
L x B x H (mm)	557 x 612 x 1168
Weight (kg)	6.6
Seat Height (mm)	747

Seat and Back Rest Color



Frame Color   

**7 YEARS**  
WARRANTY

## VENUS LOFTY

Ideal for labs with comfortable seating hollow. Easy to move around and lift.

Product	VENUS LOFTY
L x B x H (mm)	502 x 545 x 904
Weight (kg)	5.2
Seat Height (mm)	803

Seat and Back Rest Color



Frame Color   

**7 YEARS**  
WARRANTY

We also have Venus Lofty Medium

L x B x H (mm)	478 x 545 x 724
----------------	-----------------

Venus Lofty Mini

L x B x H (mm)	458.5 x 511 x 564
----------------	-------------------



# FEW OF OUR CLIENTS



**Roots Industries India Private Limited**

Kathirnaickenpalayam Road, Thoppampatti Post,  
Coimbatore - 641 017, Tamil Nadu, India.

+91 422 423 5113

+91 87540 41068

+91 95978 12345

infosyona@roots.co.in

A product of **ROOTS**